


BEFORE YOU SEE THE SHOW

THE SNOWY DAY AND OTHER STORIES BY EZRA JACK KEATS

By Jerome Hairston

Based on the books by Ezra Jack Keats



THE BIG IDEA:

Hallmarks of Childhood

CONNECTION TO STANDARDS

Science: (K.S6.C3.PO 3): Give examples of how the weather affects people's daily activities.

Early Learning Standard: Social Emotional Learning (S1.C2): Recognizes and Expresses Feelings of self and others

21st Century Learning: Life and Career Skills (K-12)
Work Independently

ABOUT CHILDSPLAY

Childsplay is a nonprofit professional theatre company of adult actors who perform for young audiences and families.

Our Mission is to create theatre so strikingly original in form, content, or both, that it instills in young people an enduring awe, love, and respect for the medium, thus preserving imagination and wonder, those hallmarks of childhood that are the keys to the future.

For more information:
www.childsplayaz.org

WHAT THE PLAY IS ABOUT

The Snowy Day celebrates the magic and boundless possibilities of the first snowfall! Follow Peter and his friends as they romp and play, starting snow ball fights and making snow angels in this imaginative musical play about the childhood joys and challenges of growing up. Using innovative shadow puppetry, Keats' treasured characters come to life in this humorous and fun adaptation of *Whistle for Willie*, *Goggles!*, *A Letter to Amy*, and *The Snowy Day*.

Production Sponsor:



FIRST THINGS FIRST

#SHAREWITHUS

Follow us on social media and share your comments and photos!



TALK ABOUT THEATRE ETIQUETTE

It's helpful to review the rules of theater etiquette before seeing a show, especially since this may be the first live theater experience for some of your students.

Please take a moment to discuss the following pointers prior to seeing the performance:

- Use the restroom before seeing the show as we do not have intermission during our school performances.
- Stay seated during the performance.
- Be respectful to the performers and other people in the audience by not talking during the performance.
- Appropriate responses such as applause or laughter are always welcome.
- Food, candy, gum, and beverages will not be allowed in the theater. Bottled water is allowed.
- Use of cell phones (including text messaging), cameras or any other recording device is not allowed during the performance at any time.

AT THE THEATRE

- As you arrive at the Tempe Center for the Arts (TCA), pay attention to the building's roof which is made of complex geometric folded plates.
- If you have traveled to the TCA by bus, a Childsplay Ambassador will board your bus to welcome you and share important information with you and your students, including where to line up.
- If your group arrived by private vehicle, park in the lot on the map we included in your field trip packet and walk to the front of the theatre.
- A house manager will show you where to line up. As you line up in front of the TCA, look up and check out the sculpture, *Sea of Waves I* by Ned Kahn, made of a sheet of metal with thousands of glass marbles that light up when the sun reflects off the mirrors mounted on the steel cables.
- An usher assigned especially to your group will show you to your seats. While you walk into the building with your usher, look at the carpet you are walking on. It's actually based on a watercolor painting by Hopi artist Ramona Sakiestewa.
- Following the performance there will be a brief question/answer session where actors and audience members will have an opportunity to ask each other questions about the production.



QUESTIONS TO ASK BEFORE SEEING THE SHOW

- ▶ You can watch both plays and movies in a theatre, but how is seeing a play different than seeing a movie?
- ▶ The play is based on 4 books: *The Snowy Day*, *Whistle for Willie*, *Goggles*, and *A Letter to Amy*. What do you think the play version of these stories will be like? What do you think you will see on the stage?
- ▶ What is something you had to practice and practice before you were finally able to do it? What are some things that you are still working on that you would like to some day be able to do?
- ▶ What are your favorite hiding places?
- ▶ Have you ever seen snow in real life? What are activities that you can do in the snow?

CLOSE READING ACTIVITY

ACTORS AS CLOSE READERS

Theatre is a collection of choices. A choice is an artistic decision that is made to highlight a component of the character's personality, the story, or the theme. An actor's job is to draw evidence from the text to make choices that bring characters to life on stage.

Activity: What can you learn from a picture?

Look at illustrations in the book *The Snowy Day and Other Stories*. Describe what you see. Who are the characters? What are the characters doing? With your body, mirror what you see the characters doing. Can you tell how the characters feel? Now, make a choice and try to move your body in a way you think those characters would move. Make another choice and use your voice in a way that you think those characters would use their voices. Now, using your body and your voice, bring one of the pictures from the book to life!

FIND MORE RESOURCES FOR FURTHER LEARNING

www.pinterest.com/ChildsplayAZ



BOOKS TO CHECK OUT

Our amazing volunteer librarian Sharon Ewers has put together a great list of books connected to ideas and themes in *The Snowy Day and Other Stories*. You can find it by going to


<https://goo.gl/ZXLpvd>

and clicking on "The Snowy Day Book List"

BROUGHT TO YOU BY



WHERE EDUCATION AND IMAGINATION
TAKE FLIGHT



AFTER YOU SEE THE SHOW

The Snowy Day and Other Stories by Ezra Jack Keats
By Jerome Hairston
Based on the books by Ezra Jack Keats

The Cast

Peter.....André Johnson
Male Player.....Nathan Alfred
Female Player.....Savannah Alfred

The Production Team

Director: **Katie McFadzen**
Scenic Designer: **Douglas Clarke**
Costume Designer: **Gail Wolfenden-Steib**
Puppet Designer: **Liz Ilenfeld**
Lighting Designer: **John Alexander**
Sound Designer: **Christopher Neumeyer**
Stage Manager: **Sarah Chanis**



WHERE EDUCATION AND IMAGINATION
TAKE FLIGHT

ABOUT CHILDSPLAY

Childsplay is a nonprofit professional theatre company of adult actors who perform for young audiences and families.

Our Mission is to create theatre so strikingly original in form, content, or both, that it instills in young people an enduring awe, love, and respect for the medium, thus preserving imagination and wonder, those hallmarks of childhood that are the keys to the future.

For more information:
www.childsplayaz.org

Production Sponsor:



FIRST THINGS FIRST

#SHAREWITHUS

Follow us on social media and share your comments and photos!



QUESTIONS TO ASK AFTER SEEING THE SHOW

THE BIG IDEA:

Hallmarks of Childhood

- ▶ Who was an important character in the story? How do you know?
- ▶ What was a problem that Peter had? How was the problem resolved? Did anyone help him?
- ▶ Where did the story take place? How many places did Peter visit during the story?
- ▶ *The Snowy Day and Other Stories* is based on four different books. How was the play like the books? How was it different from the books?
- ▶ Which character was your favorite and why? Are you similar or different to that character?
- ▶ If you were a character in the play, who would you be? Why?
- ▶ Share a moment from the play that made you laugh. What other funny bits do you remember?
- ▶ At the end of the performance, the actors took some questions from the audience. What other questions did you want to ask?

BOOKS TO CHECK OUT

Our amazing volunteer librarian Sharon Ewers
has put together a great list of books connected to ideas and
themes in *The Snowy Day and Other Stories* by Ezra Jack Keats.

You can find it by going to

<https://goo.gl/ZXLpvd>

and clicking on “The Snowy Day Book List”

FIND MORE RESOURCES
FOR FURTHER LEARNING

www.pinterest.com/ChildsplayAZ



CONNECTION TO STANDARDS

Science: (K.S6.C3.PO 3)

Access the Room

- This can be done in small groups or as a whole class.
- Students line up against one side of the room. Direct students to cross the room as though they are experiencing different weather situations. Encourage students to imagine they are in these situations and to use their bodies and faces to show where they are.
- Feel free to add more details to these environments to promote specific body choices in your students.

Cross the room as if:

- it were a blustery winter day.
- it were a cold and Windy Day.
- it were a sweltering hot day in the desert.
- it was raining sideways.
- You were a chicken in a wind storm.
- you were mowing the lawn in a thunderstorm.
- you were getting on the bus in the rain.
- you were walking to school in an ice storm.
- you were walking your dog in a tornado.
- you lost your keys in a pile of leaves.

Early Learning Standard: Social Emotional Learning (S1.C2)

Emotion Call and Response

- Begin this activity in a circle so students and teacher are able to see everyone's physical choices. Ask your class "how would you feel if _____". Direct students to show how they would feel with their bodies and faces.

How would you feel if:

- you were playing outside in the snow.
- if snow got in your boot.
- if older kids said you couldn't play with them.
- if a snowball melted in your pocket.
- if you lost a toy in the snow.
- if you caught a snowflake on your tongue.
- if you were drinking a hot cup of cocoa after playing in the snow.
- if you helped someone build a snowman.

21st Century Learning: Life and Career Skills (K-12) Work Independently

Build a snowman

- Show your class a picture of snow, and a snowman. As a class talk about snow's texture, smell, temperature, and other characteristics. Direct students to find a space in the room where they can work independently without bumping into anyone.
- Direct students to create their very own snowman using mime. Allow students to begin building at their own pace. If there are students in need of side coaching offer more details, show them the picture, and/or narrate the act of making a snowman loudly enough for the whole class to reference. If time allows and students have finished their snowman suggest that they dress their snowman in scarves, coats, whatever their imagination holds!
- After students have finished their snowmen encourage them to introduce and share the details of their snowmen with a partner or the whole class.

EXTEND THE EXPERIENCE!

Bring a professional Teaching Artist to your classroom to lead an arts-based, standards-driven lesson connected to the play:

(480) 921-5760 schools@childsplayaz.org

ASK AN ACTOR


We asked the cast of *The Snowy Day and Other Stories* by Ezra Jack Keats the following question:

In the play, Peter experiences joy in many ways—he makes snow angels and learns how to whistle, he plays with his dog Willie and invites friends to his birthday party.

What is your most joyful memory from childhood?

Here's what they said:

Savannah Alfred: One of my most joyful memories from childhood is doing karaoke with my mom, dad and sisters. It is one of the biggest reasons I love performing. We had microphones, tons of karaoke CDs, and we would sing for hours with each other, making the living room our stage and each other our audience. It was a time where we would all share in our passion for music and simply enjoy each other's company. And still to this day, we get together as much as we can to do karaoke with each other!



Andre Johnson: I would have to say my favorite childhood memory involves living in South Carolina. I was still in elementary school, and it was the last time in my life that I felt a strong sense of community in my neighborhood. I would go out and play with the neighborhood kids every day, and we would explore, play games, sit around and chat, anything that would pass the time. Our parents encouraged us to go outside and meet up, and when it was time to come home, my mom would stand out on the patio and call for me. It was a very simple and fun time of life for me that I hope everyone is able to experience growing up.

Nathan Alfred: When I was younger, my friends and I used to crush cans and put them on our back tires and pretend they were motorcycles. They made the coolest sound! Then one day we decided to ask our dads to help us rig lawn mower motors to our bikes. They agreed! We raced our new motor bikes around the neighborhood all day...or at least until the street lights came on.

